



SwissSalary EasyRapport

Date: 04.04.2024
More information: docs.swissalary.ch



Legal information

SwissSalary Ltd. reserves all rights in this document.

No portion of this work may be reproduced in any form or by any means, graphical, electronic or mechanical, including copying, recording, or by any information storage and retrieval systems, without the express written consent of SwissSalary Ltd.

SwissSalary Ltd. retains all intellectual property rights it is entitled to, in particular all patent, design, copyright, name and company rights and the rights to its knowhow.

Although all precautions have been taken during the creation of this document, SwissSalary Ltd. assumes no liability for errors, omissions or damage that may result from the use of the information contained in this document or from the use of the programs and source code. In no event shall SwissSalary Ltd. be liable for any loss of profit or other commercial damage caused or alleged to have been caused directly or indirectly by this document.

copyright 1998 - 2024 Swisssalary Ltd.

Date of change: 04.04.2024

Legal Notice

SwissSalary AG (SwissSalary Ltd.)
Bernstrasse 28
CH-3322 Urtenen-Schönbühl
Schweiz

Phone: +41 (0)31 950 07 77
support@swisssalary.ch
swisssalary.ch

Social media

Youtube
Facebook
Instagram
LinkedIn
Xing
Twitter

Certification

Swissdec

Index

1	v2024.001		
1.1	v2024.001.01		11
1.1.1	EasyRapport Text / Translation of release for endorsement		11
1.1.2	EasyRapport Passwort Change / Reset		11
1.2	v2024.001.03		11
1.2.1	EasyRapport Link to Cookie Policy		11
1.2.2	EasyRapport Reset password with SSO		11
1.2.3	EasyRapport Login button grayed out if no password entered		12
1.3	v2024.001.04		12
1.3.1	EasyRapport Midnight records		12
2	v2023.001		
2.1	v2023.001.01		13
2.1.1	EasyRapport Text / Translation of release for endorsement (2)		13
2.2	v2023.001.02		13
2.2.1	Break deduction entry is created twice (2)		13
2.2.2	Incorrect calculation of break deduction when time pairs are mutated (2)		13
2.3	v2023.001.03		13
2.3.1	Mobile display error when dimension is selected using text search (2)		13
2.4	v2023.001.04		13
2.4.1	EasyRapport API Security updates (2)		13
2.4.2	Report mask skips month (2)		13
2.4.3	EasyRapport Exporter Meaningful message for errors during export (2)		14
2.5	v2023.001.05		14
2.5.1	May security update (2)		14
2.6	v2023.001.06		14
2.6.1	Employee remains open during endorsement, although everything seems to have been endorsed (2)		14
2.6.2	June security update (2)		14
2.7	v2023.001.07		14
2.7.1	July security update (2)		14
3	v2022.002		
3.1	v2022.002.06		15
3.1.1	Automatic break time is sometimes not calculated in Terminal		15

3.2	v2022.002.05	15
	3.2.1 Error in approval and release	15
	3.2.2 App not updated after update	15
3.3	v2022.002.04	15
	3.3.1 Coloring of negative entries in Team hours view	15
	3.3.2 Gallery not available for iPhone Document Upload	15
	3.3.3 Cursor position for multiple entry	16
	3.3.4 Tooltip display in cell for multiple entries	16
	3.3.5 Company change with admin login	16
	3.3.6 Receipt upload blocked by firewall	16
	3.3.7 Multi-day and batch processing data loss	16
	3.3.8 Info banner during update	16
3.4	v2022.002.03	17
	3.4.1 Update Integration Manual	17
3.5	v2022.002.02	18
	3.5.1 Crash during employee approval	18
3.6	v2022.002.01	18
	3.6.1 Employee absences overview for the entire year	18
	3.6.2 Restriction on Expenses file upload Error message	18
	3.6.3 Automatic break deduction for non-chronological time entries	18
	3.6.4 When a row is entered, amount / number is empty now	18
	3.6.5 Firewall Setting up as object and removal of display field	18
4	v2022.001	
4.1	v2022.001.07	20
	4.1.1 EasyRapport without legal break deduction during thime stamping	20
	4.1.2 Change from cost centers report to report view	20
	4.1.3 Number of decimal places in mobile view	20
	4.1.4 Login problem after client change	20
	4.1.5 Uppercase and lowercase letters during password reset	20
4.2	v2022.001.06	21
	4.2.1 Cost center owner display in Dropdown	21
	4.2.2 Number of decimal places during input	21
	4.2.3 Consolidation of Grouplines with identical number and description	21
	4.2.4 Firefox Mobile is recognized as Desktop	21
	4.2.5 Uniform display of time balances	21
	4.2.6 Unification of team balance list with different languages	22
	4.2.7 Force function does not work on mobile devices	22
4.3	v2022.001.05	22

	4.3.1	Initial mobile input only with two decimal places	22
	4.3.2	NuGet Update	22
	4.3.3	Released for approval is activated	22
	4.3.4	Dimension selection does not change when another user is selected	23
4.4	v2022.001.04		23
	4.4.1	Uploading of high-resolution images	23
	4.4.2	Break deduction disappears when clicking + decimals from 2 to 3	23
	4.4.3	Release for approval generates Error404	23
4.5	v2022.001.03		23
	4.5.1	Column width set to at least 55	23
4.6	v2022.001.02		24
	4.6.1	Incorrect balance calculation for part-time employees	24
4.7	v2022.001.01		24
	4.7.1	Extension of team hours evaluation (with additional fields and data filter	24
	4.7.2	Incorrect target working time calculation	24
	4.7.3	Copying of the week with holiday copying	24
	4.7.4	Too big automatic break deduction values	24
5	v2021.002		
	5.1	v2021.002.04	25
		5.1.1 Wrong CW is displayed during export	25
	5.2	v2021.002.03	25
		5.2.1 Automatic break regulation	25
	5.3	v2021.002.02	25
		5.3.1 Automatic break regulation	25
		5.3.2 Admin settings in EasyRapport	25
	5.4	v2021.002.01	25
		5.4.1 Mobile: Error message during copying of multiple entries	25
		5.4.2 Editing capability for multiple entries	26
		5.4.3 Setting limits for Groupline	26
		5.4.4 Automatic break regulation	26
		5.4.5 .Net Core 3.1 Upgrade	27
		5.4.6 Employee fields have been expanded	27
		5.4.7 Alphanumeric Grouplinecodes values	27
		5.4.8 Incorrect balance upon resignation	27
		5.4.9 Wrong input of from/to times in the mobile phone mod	27
		5.4.10 GPS for from/to time entered separately	27
		5.4.11 Error during Total row Excel export	28
6	v2021.001		

6.1	v2021.001.09	29
6.1.1	Export is not possible	29
6.2	v2021.001.08	29
6.2.1	Mobile: search field – when a search entry is corrected, the entire entry is deleted	29
6.3	v2021.001.07	29
6.3.1	Copy week function's target week selection unclear	29
6.3.2	Copy week function copies too much	29
6.3.3	Field change via Enter does not work if the field has already been filled	29
6.3.4	Totalling	29
6.4	v2021.001.06	30
6.4.1	Mobile entry Focus on mandatory fields	30
6.4.2	Desktop Day view crashes when date is changed	30
6.4.3	Input mask Name field (NSP) extended	30
6.5	v2021.001.05	30
6.5.1	Minus input not available on tablet keyboard	30
6.5.2	Open image symbol for Documents	30
6.5.3	Delete icon missing on tablet keyboard	30
6.6	v2021.001.03	30
6.6.1	Mobile: impossible to enter minus and period	30
6.6.2	No access to user settings	31
6.7	v2021.001.02	31
6.7.1	New user experience	31
6.7.2	Changing user password across multiple clients	31
6.7.3	Document upload with iPhone	31
6.7.4	Mobile view on phones or tablets	31
6.7.5	User-defined password is cross-client	31
6.7.6	Mobile view optimization	31
6.7.7	Mobile view – New user experience	31
6.7.8	Fields in EasyRapport can no longer be edited after the date of resignation	32
6.7.9	Deleting user password	32
6.7.10	Deleted Grouplines can be edited by admin	32
7	v2020.001	
7.1	v2020.001.15	33
7.1.1	Employee list with Balance fields (export)	33
7.2	v2020.001.14	33
7.2.1	Cell endorsement impossible in dimension control	33
7.3	v2020.001.13	33

	7.3.1	From/To time display, multiple editing error	33
7.4	v2020.001.12		33
	7.4.1	Posted items can be changed again after endorsement	33
	7.4.2	If only From/To time is endorsed, employees can no longer enter To time	33
7.5	v2020.001.11		34
	7.5.1	Employee info update 'Balance' and 'Annual overview' are changed	34
7.6	v2020.001.10		34
	7.6.1	Employees can be seen in the endorsement mask, although there is no data for endorsement	34
	7.6.2	Time stamps can be edited even if they have already been endorsed	34
	7.6.3	Endorsers can mutate entries made by employees, although they are not allowed to report	34
7.7	v2020.001.09		34
	7.7.1	Incorrect total of planned holidays	34
	7.7.2	Wrong percents by position display in case of several jobs	34
7.8	v2020.001.08		35
	7.8.1	Incorrect download file	35
7.9	v2020.001.07		35
	7.9.1	No user password change if the function is deactivated	35
7.10	v2020.001.06		35
	7.10.1	Project filter during group change	35
7.11	v2020.001.05		35
	7.11.1	Mobile – manual input impossible with time stamping enabled	35
7.12	v2020.001.04		36
	7.12.1	Deleting entries as deputy	36
7.13	v2020.001.03		36
	7.13.1	Closed period can be edited	36
7.14	v2020.001.02		36
	7.14.1	From/To time can no longer be entered manually via mobile devices	36
7.15	v2020.001.01		36
	7.15.1	Empty stand-in list	36
	7.15.2	Stand-in and deputy search	36
	7.15.3	Mobile – impossible to input -0.25 (e.g. for a break)	36
	7.15.4	Locked report type – batch processing is still possible	37
	7.15.5	Editing function Outsource / Consolidate	37
	7.15.6	Annual overview must show actual time	37
	7.15.7	Batch processed daily entries end up in the wrong day	37
	7.15.8	Daily entries are not displayed as of iOS 13.4 (Mobile, Modern)	37

	7.15.9	'Overtime' balance is incorrect for deleted 'holiday target time'	37
	7.15.10	Login impossible if language ID is missing	38
	7.15.11	Error 500 when making an entry without text (Mobile)	38
	7.15.12	Login impossible after switching to .NetCore	38
	7.15.13	Mobile – dimension selection on mobile devices unavailable	38
	7.15.14	Employee list with Balance fields	38
	7.15.15	Total from 'Total worked' is incorrect	38
	7.15.16	Project name added to the 'Overview' report	39
8	v2019.002		
	8.1	Time stamp cannot be edited If an outsider is made EasyRapport administrator	40
	8.2	Time recording / Suppress stamping on mobile phone when terminal mode is active	40
	8.3	Traffic light system for attendance For From and To time	40
	8.4	Recording of project positions & time or multiple entries on the grid	40
9	v2019.001		
	9.1	Project endorsement If the period is closed, hours can be endorsed via Project endorsement	41
	9.2	Employee selection disappears in the Month view	41
	9.3	Stamp function in terminal mode	41
	9.4	Day view – Time stamp and manual entries for From/To time	41
	9.5	Holidays can be reported in the Day view	41
	9.6	Month / Week project endorsement	42
	9.7	The Release button is only displayed with open items	42
	9.8	v2019.001.01	42
		9.8.1 Drop-down search in the input grid	42
	9.9	v2019.001.02	42
		9.9.1 Already endorsed documents view in a Day view	42
	9.10	v2019.001.03	42
		9.10.1 Balance widget on Dashboard, no display	42
		9.10.2 Company switch is missing	42
10	v2018.002		
	10.1	v2018.002.01	44
		10.1.1 Balance overrun message also appears for hourly recording	44
	10.2	v2018.002.02	44
		10.2.1 The Image field appears in each row even though none is configured	44
	10.3	v2018.002.03	44

	10.3.1	Total hours are not counted in Day view stamping	44
10.4	v2018.002.04		44
	10.4.1	Web task: EasyRapport Group row. Table is equipped with the new Balanced field (from time types)	44
	10.4.2	Day view – show week	44
	10.4.3	Day view – full-text search in the 'Row' field	45
	10.4.4	iPhone – Document can no longer be selected from photo album	45
	10.4.5	'Balance overrun' warning message no longer works	45
	10.4.6	Stand-ins displayed separately	45
	10.4.7	Document upload does not work in the Day view on the first attempt	45
	10.4.8	Invalid characters in text field	45
	10.4.9	'Entry status' dashboard widget Sort alphabetically by last name	45
	10.4.10	Dashboard widgets disappear	46
	10.4.11	iPad – document cannot be photographed or selected	46
11	v2018.001		
	11.1	EasyRapport Mobile: change of day	47
	11.2	Supervisor attachment view	47
	11.3	EasyRapport Mobile: stamping	47
	11.4	Take down GPS coordinates and hand over to SwissSalary	47
	11.5	ActiveDirectory (LDAP) login with Windows user name or UPN (4)	47
	11.6	Documents view from the endorsement view	47
	11.7	Acquire employee info based on settings	48
	11.8	Display of deleted report types	48
	11.9	Endorsement mask Employees' first and last names	48
	11.10	Stamping Allow manual changes	48
	11.11	Details of cost center reports	48
	11.12	Versioning	48
	11.13	API Release error: TimeTo filled with the same time for the whole month	49
	11.14	Empty dimension type	49
	11.15	Calculated total during stamping	49
	11.16	Incorrect display of daily total bug	49
	11.17	RFID beta2 in beta	49
	11.18	iPad Impossible to report From and To time	49
	11.19	Target time rounding and incorrect percents-by-position calculation	50
	11.20	Impossible to record time via tablet	50

1 v2024.001

1.1 v2024.001.01

1.1.1 EasyRapport | Text / Translation of release for endorsement

Task #12340

The SwissSalary EasyRapport login security has been optimized. To ensure that the user is still logged in after up to four days of inactivity, they must check the "Stay logged in" box during login. Otherwise, the user will be automatically logged out when the browser is closed. Also, it is possible now to use Single Sign On (SSO) using Microsoft Entra ID (Microsoft Business account). For SSO, the user can also force to remain logged in for up to four days despite inactivity. To do this, they must confirm the query "Do you want to stay logged in?" with "Yes".

Both 'Remember my login (days)' and 'Session timeout (minutes)' options in the EasyRapport Admin Settings are therefore no longer applicable and have been expanded.

To use the SSO, the relevant person's company email must be stored in their Personnel card and as a login in the 'EasyRapport' section. If the customer wants to force SSO, no password is set for the login. This way, SSO is forced automatically via Microsoft Entra ID. You can carry on with initial or user passwords in parallel. For the technical requirements for use and description of the Single Sign On (SSO) one-time setup, see our 'Interface Manual SwissSalary Single Sign ON' at the following link [Setting up SwissSalary EasyRapport Single Sign-On](#)⁵¹.

1.1.2 EasyRapport | Passwort Change / Reset

Task #12452

The procedure for resetting the user password remains the same even after the update from 04.04.2024. The settings in the EasyRapport admin dashboard must be taken into account here.

It is important to know that the password for SSO cannot be reset via SwissSalary EasyRapport. This can only be done directly in the Microsoft account.

If the EasyRapport login is forced with SSO, the 'Change password' button is no longer displayed in the user settings. Even an admin no longer has the option of setting a password here. This is only possible in BC.

1.2 v2024.001.03

1.2.1 EasyRapport | Link to Cookie Policy

Task #12099

There is now a link to the SwissSalary Cookie Policy on the SwissSalary EasyRapport login page.

1.2.2 EasyRapport | Reset password with SSO

Task #12623

The following message is now generated when resetting the password (desktop and mobile):

If the password could be reset, you have received an e-mail. The password cannot be reset for Microsoft login.

1.2.3 EasyRapport | Login button grayed out if no password entered

Task #12625

When using SwissSalary EasyRapport via desktop, the error message 'Login failed' was generated if the login was activated without entering a password.

The desktop view has been adapted to the mobile view, so that no login call occurs as long as both fields, user name and password, are empty.

As with mobile, the background of the field is adjusted when the login button is clicked if the field is empty. The check takes place on both fields.

1.3 v2024.001.04

1.3.1 EasyRapport | Midnight records

Task #11171 | Task #10218

The changes made allow us to perform stamping and break time calculations in a single location.

The new feature also added a new setting in the EasyRapport Admin Dashboard. The 'Reporting' tab now includes the setting 'Minimum gap between work shifts (h)'. The value of this setting is set to 8 hours by default and is in accordance with Swiss labor law.

This feature also influences the calculation of automatic break deduction. If two-time entries (Came/Left) are further apart than the configured time, they are considered as two work shifts. Break deduction is calculated individually for both shifts.

This approach to detecting shifts also created automatic consideration of midnight transition. Subsequent manual corrections by managers or laborious clocking-out and clocking-in of employees at midnight are no longer necessary.

Here, the system also calculates break time, as long as this is configured in the corresponding SwissSalary EasyRapport group. Break deduction is always calculated on the day the shift ends. The calculated break deduction composition is shown in the 'automatic break deduction' field. Details are shown when the field is activated with the mouse.

2 v2023.001

2.1 v2023.001.01

2.1.1 EasyRapport | Text / Translation of release for endorsement (2)

Task #11922

The text of entry release notifications in EasyRapport has been revised in all languages.

2.2 v2023.001.02

2.2.1 Break deduction entry is created twice (2)

Task #11981

In certain constellations it could happen that a second break entry was made and this caused incorrect displays / calculations. This has been fixed now.

2.2.2 Incorrect calculation of break deduction when time pairs are mutated (2)

Task #11960

An error in break time calculation has been fixed. It occurred after emptying recorded rows.

2.3 v2023.001.03

2.3.1 Mobile display error when dimension is selected using text search (2)

Task #12020

If a dimension was searched for by entering text, the display shifted. After that the entry could no longer be edited.

This bug has been fixed.

2.4 v2023.001.04

2.4.1 EasyRapport API | Security updates (2)

Task #12082

Security updates were made.

2.4.2 Report mask skips month (2)

Task #12049

If the current month had 31 days and the following month had fewer days, the following month was left out on the report mask when changing the month. This is because a month was added to the current date. In this case, the system took into account the 31st of the following month, which did not exist, and switched directly to the 1st of the next month.

This bug has now been fixed.

2.4.3 EasyRapport Exporter | Meaningful message for errors during export (2)

Task #12040

If a data export is started in EasyRapport and the file cannot be opened due to incorrect data, the user will see a customized error message.

2.5 v2023.001.05

2.5.1 May security update (2)

Task #12121

The May security updates have been installed.

2.6 v2023.001.06

2.6.1 Employee remains open during endorsement, although everything seems to have been endorsed (2)

Task #12163

Entries to be endorsed often remained in the endorsement mask, although everything seemed to have been endorsed. This is due to the fact that minus hours have been re-zeroed in case of multiple entries on individual days.

This error has now been corrected.

2.6.2 June security update (2)

Task #12127

The June security updates have been installed.

2.7 v2023.001.07

2.7.1 July security update (2)

Task #12191

The July security updates have been installed.

3 v2022.002

3.1 v2022.002.06

3.1.1 Automatic break time is sometimes not calculated in Terminal

Task #11834

After the correction, automatic break deduction is also correctly calculated for time stamps in Terminal mode.

3.2 v2022.002.05

3.2.1 Error in approval and release

Task #11739

After installing update V2022.002.04, an Error 400 was generated when the approval was released and during the approval itself if more than 55 entries were edited.
This bug has been fixed.

3.2.2 App not updated after update

Task #11738

There were errors with continuous service stations after the update to v2022.002.04. This affected both terminals and mobile devices where the browser was never closed. The errors are caused by the use of old EasyRapport versions. This trouble has now been fixed with the application of update v2022.002.05.

3.3 v2022.002.04

3.3.1 Coloring of negative entries in Team hours view

Task #11646

Entries in the Team hours overview were no longer colored when an employee made a negative entry.
This has been fixed.

3.3.2 Gallery not available for iPhone Document Upload

Task #11677

The camera was turned on during the upload of expense receipts with an iPhone. It was no longer possible to select an image or PDF from a folder.
This bug has been fixed.

3.3.3 Cursor position for multiple entry

Task #11689

Entries for several days can be made with a single entry by dragging over the entry mask (monthly or weekly view). When time was entered (e.g., from/to time) the cursor did not jump directly into the "Time" field. This has now been adjusted. When the input window is opened, the cursor is already in the corresponding field.

3.3.4 Tooltip display in cell for multiple entries

Task #11691

If several hours were recorded for a project on one day, the entries for the days to follow (from the same line) were also listed in the tooltip display. This bug has been fixed.

3.3.5 Company change with admin login

Task #11608 und Task #10232

EasyRapport now recognizes the client from which the admin password is used for logging in. This means that an admin can access the data of the employee working for the relevant client. If this admin password does not match other clients' admin login data, the admin will be logged out when trying to change the client and will get the 'Access denied' message.

Client change works for clients where login data is identical across clients.

3.3.6 Receipt upload blocked by firewall

Task #11683

On 24.09.2022 there is an update of the infrastructure of SwissSalary EasyRapport. For this update some adjustments had to be made.

With this task the most important functions of SwissSalary EasyRapport were tested again.

3.3.7 Multi-day and batch processing data loss

Task #11723

In case of an additional batch processing after a multi-day recording, multi-day recording data was not accepted on this day and also not transferred to SwissSalary.

This bug has been fixed.

3.3.8 Info banner during update

Task #11725

If EasyRapport is interrupted during an update, the users will be informed in good time via an info banner.

3.4 v2022.002.03

3.4.1 Update Integration Manual

Task #11647

There is now a direct link to the SwissSalary EasyRapport Update Manual from SwissSalary EasyRapport. It can be found in section SwissSalary EasyRapport Info.

3.5 v2022.002.02

3.5.1 Crash during employee approval

Task #11629

After the import of version v2022.002.01, EasyRapport crashed during employee approval if the records of other employees were ready for approval.

This has now been corrected. In addition, the "Approve" button is no longer displayed if all entries have already been approved.

3.6 v2022.002.01

3.6.1 Employee absences overview for the entire year

Task #9146

The team hours view can now be displayed for a maximum of 12 months (past or future period). The list can be filtered and exported (Excel, CSV, PDF). Team hours view of 12 months can also be exported. However, one page is generated per month.

3.6.2 Restriction on Expenses file upload | Error message

Task #11293

File uploading has been fundamentally revised. Meaningful error messages have been added. The user can also see now whether the upload has been completed with the help of a loading icon.

3.6.3 Automatic break deduction for non-chronological time entries

Task #11482 und Task #11283

Daily working hours are re-sorted chronologically for automatic break time calculation. Accordingly, asynchronous entries are now also handled correctly.

The asynchronous time structure remains for the viewing purposes. The correct automatic break time calculation is carried out in the background.

3.6.4 When a row is entered, amount / number is empty now

Task #11527

"0" used to be stored in the "Number" row (catering, kilometers) during data recording via mobile devices. It is removed now leaving the field blank when new data is entered.

3.6.5 Firewall | Setting up as object and removal of display field

Task #11568

A WAF (firewall) was activated with the transition of EasyRapport to the new Azure environment. It blocks writing requests to the Employees endpoint.

4 v2022.001

4.1 v2022.001.07

4.1.1 EasyRapport without legal break deduction during thime stamping

Task #11469

During time stamping via a button, automatic break deduction was not displayed correctly when signing out in the evening. The display of the actual break deduction was completely cleared. This bug has been fixed.

4.1.2 Change from cost centers report to report view

Task #11485

After selecting Cost Center report and entering a cost center, navigation back to any other page like input screen was impossible. This bug has been fixed.

4.1.3 Number of decimal places in mobile view

Task #11487

It was possible in the mobile view to enter more than 6 digits before the decimal point and more than 3 digits after it. It was also possible to enter a number with multiple decimal places like 123456.123.456. This trouble has been eliminated. A maximum of 6 places before the decimal point and 3 places after the decimal point (123456.123) can be entered now.

4.1.4 Login problem after client change

Task #11526

If a person's employment is changed from one client to another, it is processed in SwissSalary by means of resignation/recruitment. An error occurred here for the same EasyRapport login due to the exit date. This bug has been fixed.

4.1.5 Uppercase and lowercase letters during password reset

Task #11538

Email addresses with capital letters led to an error during password reset. This has been fixed. Uppercase and lowercase letters are no longer taken into account during email address validation.

4.2 v2022.001.06

4.2.1 Cost center owner display in Dropdown

Task #10621

Project owner was displayed in brackets () when selecting projects and cost centers. If several cost center managers were stored for the same group, their output was sometimes incorrect in EasyRapport. Therefore, the display of the project owner and cost center manager was completely removed from EasyRapport.

4.2.2 Number of decimal places during input

Task #11406

A maximum of 3 decimal places can be entered for time recording and a maximum of 2 decimal places for other recordings (amounts).

If the entered number before the decimal point has to be corrected again, now it can be done again. This hasn't worked properly after the last update.

4.2.3 Consolidation of Grouplines with identical number and description

Task #11410

Group line filter in the team info view consolidates all group lines with the same number and description. The prerequisite for this is that the same code is used in the SwS EasyRapport groups.

4.2.4 Firefox Mobile is recognized as Desktop

Task #11412

If EasyRapport was opened in the Firefox browser on a mobile device, it was not interpreted as a mobile device but as a tablet. As a result, the application did not display correctly. The error has been fixed so that EasyRapport's mobile view now also works in the Firefox browser.

4.2.5 Uniform display of time balances

Task #11415

If the translations in the EasyRapport groups and in the payroll master data are identical, all employees' time balances in EasyRapport are displayed in the language of the logged-in employee.

4.2.6 Unification of team balance list with different languages

Task #11291

Balances in the 'Balance list' report were displayed according to the language of the respective employee. This data is now combined for each group line and displayed as a single item in the language of the logged-in employee.

It should be noted that translations in the payroll master data in SwissSalary must be identical to the translations in the SwS EasyRapport groups (see Task 11415).

4.2.7 Force function does not work on mobile devices

Task #11445

Although EasyRapport admin settings forced the adjustment of a user-defined password, it was not taken into account when logging in via mobile for the first time.

This has been corrected now. Employees who log in to SwS EasyRapport for the first time must change the default password if it is set in the admin dashboard.

4.3 v2022.001.05

4.3.1 Initial mobile input only with two decimal places

Task #11383

This fix only concerns the EasyRapport mobile view.

It is no longer possible for users to enter more than three decimal places in time recording (daily report, line, etc.).

2 decimal places are allowed for a report type with "Placement" "Amount". 3 decimal places are allowed for all others.

4.3.2 NuGet Update

Task #11384

Various security updates have been installed.

4.3.3 Released for approval is activated

Task #11396

If employees entered times in the Daily Report (from/to) report type, these entries were released for approval when they double-clicked or changed the month (forward and back again). This bug has been fixed.

4.3.4 Dimension selection does not change when another user is selected

Task #11401

If dimensions were added for another user in EasyRapport, the dimensions valid for the logged-in user were previously available. The dimensions of the user for whom entries are made are now displayed in the dropdown field.

4.4 v2022.001.04

4.4.1 Uploading of high-resolution images

Task #11364

Images with resolutions greater than 1024px x 1024px could no longer be uploaded during capture. This bug has been fixed.

4.4.2 Break deduction disappears when clicking + decimals from 2 to 3

Task #11366

With the update to the latest EF Core version, Microsoft changed the default input to two decimal places. All entries with three decimal places are now saved in the database.

4.4.3 Release for approval generates Error404

Task #11379

For certain data constellations, a 404 error was displayed when releasing or approving entries. This bug has been fixed.

4.5 v2022.001.03

4.5.1 Column width set to at least 55

Task #10817

From now on, the default value for "Min. column width" is set to 55 in the EasyRapport admin settings.

4.6 v2022.001.02

4.6.1 Incorrect balance calculation for part-time employees

Task #11305

Incorrect holiday balance calculation for part-time employees with their own working time calendar has been corrected.

4.7 v2022.001.01

4.7.1 Extension of team hours evaluation (with additional fields and data filter

Task #10934 und Task #11065

It is now possible to filter in SwS EasyRapport team hour evaluation according to certain criteria. The list can be supplemented with additional columns and they can also be grouped.

4.7.2 Incorrect target working time calculation

Task #11169

Target working time is now calculated correctly during workload change.

4.7.3 Copying of the week with holiday copying

Task #11192

If there are public holidays in a week to be copied, they were transferred to the new week during copying. This bug has been fixed.

4.7.4 Too big automatic break deduction values

Task #11264

Automatic break deduction issued too high deduction values at the end of the month. With an updated validation of From/To times, break deduction was automatically corrected, but it was still unattractive. Therefore, it has been adjusted and the values output is now correct.

5 v2021.002

5.1 v2021.002.04

5.1.1 Wrong CW is displayed during export

Task #11062

The report can be exported with a monthly, weekly or daily view. After the correction, these exports correctly indicate the calendar week again.

5.2 v2021.002.03

5.2.1 Automatic break regulation

Task #11121

Automatic break regulation has been adjusted in accordance with Article 15 of the Labor Code.

5.3 v2021.002.02

5.3.1 Automatic break regulation

Task #11062

Break deduction was corrected.

5.3.2 Admin settings in EasyRapport

Task #10969

Up until now, terms that were not actually available in the drop-down menu could be entered in the admin settings. They were not displayed in the foreground, but were still included in the field in the background. This caused an error message during export. This bug has been fixed.

5.4 v2021.002.01

5.4.1 Mobile: Error message during copying of multiple entries

Task #10005

Multiple entries of the same position could not be copied and an error message appeared. This has been fixed.

5.4.2 Editing capability for multiple entries

Task #10219

Additional entries could be entered via multiple input, both on the daily and on the monthly view. This has been fixed.

5.4.3 Setting limits for Groupline

Task #10241

Multiple lines per group line could not be entered. This has been fixed.

5.4.4 Automatic break regulation

Task #10561 und Task #10877

There is a break regulation in which the legislator requires that employees should take a certain minimum break after a certain number of work hours per day. To make it easier to enforce this break regulation, EasyRapport can be set to automatically deduct or display a break if employees have not taken it. This has been implemented and is also displayed correctly in exports like monthly view, etc. A new wage type for the correction is required for the setup. In addition, the "Break time correction" line with the "Break deduction" type must be added to the EasyRapport group.

5.4.5 .Net Core 3.1 Upgrade

Task #10677

In order to ensure the highest possible security of EasyRapport in the future, EasyRapport was upgraded from .Net Core 2.1 to .Net Core 3.1.

5.4.6 Employee fields have been expanded

Task #10930

The balance list has been expanded. These columns can be displayed again, if required:

- Workplace
- Position
- Department
- Percents by position

In addition, the personnel number is no longer displayed during export to Excel in the same cell as the employee's name, but in a separate cell.

5.4.7 Alphanumeric Grouplinecodes values

Task #10949

Alphanumeric values can also be used now for report types in EasyRapport groups.

5.4.8 Incorrect balance upon resignation

Task #11023

It happened in certain constellations that flexitime hours were still calculated in EasyRapport after resignation. As a result, employees were shown minus flexitime hours in EasyRapport after they had resigned. This has been fixed.

5.4.9 Wrong input of from/to times in the mobile phone mod

Task #10958

The from/to time could be entered incorrectly in the mobile phone mode (e.g., from 5:00 p.m. to 4:30 p.m.). This caused problems during the import. This bug has been fixed.

5.4.10 GPS for from/to time entered separately

Task #10912

Task #10912

For From/To times, only one GPS coordinate could be saved or the signal of the To time was recorded in each case. It is now possible to record a GPS coordinate for From and To time.

5.4.11 Error during Total row Excel export

Task #9514

If the row "Over-/Undertime" is displayed in EasyRapport and the card of hours was exported, the total of this row was displayed incorrectly.

6 v2021.001

6.1 v2021.001.09

6.1.1 Export is not possible

Task #10833

Employees occasionally were unable to export their reports. This error has now been corrected.

6.2 v2021.001.08

6.2.1 Mobile: search field – when a search entry is corrected, the entire entry is deleted

Task #10622

If a dimension is searched for and it is not available, the entire search entry was deleted. This trouble has been fixed.

6.3 v2021.001.07

6.3.1 Copy week function's target week selection unclear

Task #10728

Postings with multiple entries can now also be copied.

6.3.2 Copy week function copies too much

Task #10726

The "Copy" function enables data copying as required.

6.3.3 Field change via Enter does not work if the field has already been filled

Task #10698

Field change via 'Enter' works again.

6.3.4 Totalling

Task #9868

Totalling, which can be set up in the EasyRapport group, is now also carried out in EasyRapport.

6.4 v2021.001.06

6.4.1 Mobile entry | Focus on mandatory fields

Task #10658

Mandatory fields could not be edited, especially on small mobile phone displays.

6.4.2 Desktop Day view crashes when date is changed

Task #10657

Time recording in Day view could not be carried out when the date was changed.

6.4.3 Input mask | Name field (NSP) extended

Task #10623

The Name field was extended in EasyRapport so that the personnel position can also be displayed.

6.5 v2021.001.05

6.5.1 Minus input not available on tablet keyboard

Task #10609

After the correction, the 'minus character' is displayed both in landscape and portrait view.

6.5.2 Open image symbol for Documents

Task #10608

After the correction, the symbol is available again and the documents can be opened.

6.5.3 Delete icon missing on tablet keyboard

Task #10605

After the correction, all characters and numbers on the tablet keyboard are visible again.

6.6 v2021.001.03

6.6.1 Mobile: impossible to enter minus and period

Task #10599

Particularly on iPhones, a minus sign and a period could no longer be entered.

6.6.2 No access to user settings

Task #10598

Due to an error, employees could no longer access their own user settings without having admin permissions. This bug has been fixed.

6.7 v2021.001.02

6.7.1 New user experience

Task #10409

EasyRapport has mobile view and an optimized design in the desktop version.

6.7.2 Changing user password across multiple clients

Task #8975

If the user-defined password is changed, it will be changed across clients.

6.7.3 Document upload with iPhone

Task #9498

A photo can now be selected in the photo album and uploaded to EasyRapport.

6.7.4 Mobile view on phones or tablets

Task #9580

If a month extends over 6 calendar weeks, it is now displayed correctly (on a mobile phone or tablet).

6.7.5 User-defined password is cross-client

Task #9846

If employees use a user-defined password, it is applied to all clients.

6.7.6 Mobile view optimization

Task #9856

EasyRapport is now optimally displayed on the respective display (mobile phone or tablet).

6.7.7 Mobile view – New user experience

Task #10302

EasyRapport has a new outlook in a mobile version.

6.7.8 Fields in EasyRapport can no longer be edited after the date of resignation

Task #10436

As soon as a date of resignation has been entered in SwissSalary, it is no longer possible to enter data in EasyRapport after this date.

6.7.9 Deleting user password

Task #10517

User password can now be deleted in the user menu by logging in with employees' user name and with the admin password. This way the initial password entered in the SwissSalary Employee card is reactivated.

6.7.10 Deleted Grouplines can be edited by admin

Task #10572

If you log in to employees using the admin password, all fields for no longer existing group lines are displayed so that any values can be deleted. This only affects group lines with #, i.e. those that the system can no longer assign to employees.

7 v2020.001

7.1 v2020.001.15

7.1.1 Employee list with Balance fields (export)

Task #9986

The employee list can now also be exported.

7.2 v2020.001.14

7.2.1 Cell endorsement impossible in dimension control

Task #10268

Cell endorsement no longer worked in dimension endorsement. When a cell was clicked, data record was not endorsed accordingly.

This bug has already been fixed.

7.3 v2020.001.13

7.3.1 From/To time display, multiple editing error

Task #10266

If From/To time was recorded directly in the cost center and several entries were made in a cost center on one day, the From/To time was transferred incorrectly. This trouble has now been corrected.

7.4 v2020.001.12

7.4.1 Posted items can be changed again after endorsement

Task #10223

After the editing function had been changed (Task 9960), this was no longer taken into account. The error was corrected.

7.4.2 If only From/To time is endorsed, employees can no longer enter To time

Task #10239

After the editing function had been changed (Task 9960), this was no longer taken into account. The error was corrected.

7.5 v2020.001.11

7.5.1 Employee info update | 'Balance' and 'Annual overview' are changed

Task #9768

After employee info is updated, the balances of the logged in person (and not the selected person) were displayed. This error was corrected.

7.6 v2020.001.10

7.6.1 Employees can be seen in the endorsement mask, although there is no data for endorsement

Task #10209

Zero entries, which could only be seen in the EasyRapport database, caused the display of employees in the endorsement mask who obviously had no data for endorsement. This trouble has now been corrected.

7.6.2 Time stamps can be edited even if they have already been endorsed

Task #10199

After the editing function had been changed (Task 9960), this was no longer taken into account. The error was corrected.

7.6.3 Endorsers can mutate entries made by employees, although they are not allowed to report

Task #10198

After the editing function had been changed (Task 9960), this was no longer taken into account. The error was corrected.

7.7 v2020.001.09

7.7.1 Incorrect total of planned holidays

Task #10042

The calculation error was corrected.

7.7.2 Wrong percents by position display in case of several jobs

Task #9826

Did an employee appear twice in the EasyRapport database? For example, through resignation in one client and re-recruitment in another, their percents by position were taken into account twice. This trouble has now been corrected.

7.8 v2020.001.08

7.8.1 Incorrect download file

Task #9945

Data from EasyRapport could not be exported due to various incorrect data constellations in the EasyRapport database.

Adjustments have been made to the system for these circumstances. Data records can now be exported again.

7.9 v2020.001.07

7.9.1 No user password change if the function is deactivated

Task #10107

In the admin dashboard you can set per client whether the user password is forced, optional or deactivated. If password change is deactivated, the 'Forgot password' function must also be blocked accordingly during login.

This trouble was adjusted accordingly.

7.10 v2020.001.06

7.10.1 Project filter during group change

Task #10093

The error was ultimately a query incorrectly translated into C#, which crept in during the .NET migration.

This meant that the group that was created last (in SwissSalary) was retrieved for the dimension filter instead of the last assigned employee group, regardless of when it was assigned to the employee. The wrong group triggered the wrong dimension filter, which then filtered out the wrong dimensions (or didn't show the right ones). The trouble has been eliminated.

7.11 v2020.001.05

7.11.1 Mobile – manual input impossible with time stamping enabled

Task #10046

If time stamps were activated and the edit feature was set to Admin and Own, the report types, for example morning and afternoon, could no longer be selected manually on a mobile device. This bug has been fixed.

7.12 v2020.001.04

7.12.1 Deleting entries as deputy

Task #10037

The 'Deputy' function has the same editing rights as the USER who defines the deputy.

7.13 v2020.001.03

7.13.1 Closed period can be edited

Task #10026

After the editing function had been changed (Task 9960), this was no longer taken into account. The error was corrected.

7.14 v2020.001.02

7.14.1 From/To time can no longer be entered manually via mobile devices

Task #10025

After the editing function had been changed (Task 9960), this was no longer taken into account. The error was corrected.

7.15 v2020.001.01

7.15.1 Empty stand-in list

Task #9824

Employees with a stand-in administrator role were no longer able to select stand-ins. The list remained empty.

This trouble has been eliminated.

7.15.2 Stand-in and deputy search

Task #9820

The search query was not yet received and processed by the .NetCore API. This has been corrected/implemented accordingly.

7.15.3 Mobile – impossible to input -0.25 (e.g. for a break)

Task #9519

Depending on the version of the installed keyboard, minus entries could no longer be made. This trouble has been eliminated.

7.15.4 Locked report type – batch processing is still possible

Task #8770

Data could be entered for holidays using batch processing, even though the upper limit is set below the lower limit for report types in the EasyRappport group settings.

7.15.5 Editing function Outsource / Consolidate

Task #9960

We always had the problem of editing functions no longer working correctly in portions of the application. This is due to other changes or constellations that were not taken into account when they were adjusted. Whether it was Day, Month/Week grid or mobile view, everything was handled differently or the respective editability check was solved differently.

The editing function has now been unified.

7.15.6 Annual overview must show actual time

Task #9949

Only the first rows (Actual time) of the reported cost centers / projects were shown in the Annual overview. This bug has been fixed. The entire actual time of all reported rows is shown now.

7.15.7 Batch processed daily entries end up in the wrong day

Task #9870

The bug has been fixed. The entries made via batch processing are now saved for the correct days again.

7.15.8 Daily entries are not displayed as of iOS 13.4 (Mobile, Modern)

Task #9855

The error was caused by problems of EasyRappport in its current form with the new web animations that are now activated by default in Safari in iOS 13.4. The problem has been solved.

7.15.9 'Overtime' balance is incorrect for deleted 'holiday target time'

Task #9844

If a data record (target hours) existed and then was deleted, it was still taken into account during flexitime calculation. This bug has already been fixed.

7.15.10 Login impossible if language ID is missing

Task #9843

If a default language was not stored by SwissSalary in the EasyRapport settings, the employees could not log in to SwissSalary EasyRapport. A new default value 'DE' is stored.

7.15.11 Error 500 when making an entry without text (Mobile)

Task #9838

As a result of the new error monitoring after switching to .NET, we found that an error of time entries impossible to be saved if the text field was left empty often occurred in the EasyRapport Mobile view.

This error has now been corrected.

7.15.12 Login impossible after switching to .NetCore

Task #9836

If an employee left one client and joined another one with the same login credentials, the employee could no longer log in to the SwissSalary EasyRapport. This is because the original login to the EasyRapport database (and thus the date of resignation) was taken into account. This trouble has now been corrected.

7.15.13 Mobile – dimension selection on mobile devices unavailable

Task #9791

If several so-called 'root dimensions' are set up for a client (e.g. project and cost center), you can choose between these elements when entering a report row. This function was not previously available for data input via Mobile. This error has now been corrected.

7.15.14 Employee list with Balance fields

Task #9434

The displayed balances can now also be viewed by type and no longer just per employee. -> New 'Balance' section

7.15.15 Total from 'Total worked' is incorrect

Task #8919

When midnight time (00:00) was recorded, total hours worked were not calculated correctly. This bug has been fixed.

7.15.16 Project name added to the 'Overview' report

Task #8866

If a project is selected in EasyRapport under Reports / Project, the overview and the detailed view can be exported. Up until now, no project was printed on the 'Overview' report.

This has now been corrected accordingly for the Excel and PDF export. It is not intended for export to CVS.

8 v2019.002

8.1 Time stamp cannot be edited | If an outsider is made EasyRapport administrator

Task #9589

If a third party is entered as the EasyRapport administrator in an employee's personnel card and time stamping is activated in SwissSalary EasyRapport, the EasyRapport administrator cannot change time stamps manually.

This trouble has now been accordingly corrected.

8.2 Time recording / Suppress stamping on mobile phone when terminal mode is active

Task #9586

With the activated 'Time recording only possible in terminal mode' option, time recording via Mobile could still be selected for morning and afternoon and time could be recorded manually. This error has now been corrected.

8.3 Traffic light system for attendance | For From and To time

Task #9420

There is a new "Team" section in the Admin Dashboard. The setting to activate the attendance list is found below it. The traffic light system in the employee widget shows whether an employee is present or not.

8.4 Recording of project positions & time or multiple entries on the grid

Task #9100

It should be possible to make multiple entries on the Month/Week grid as in the Day view. This goes hand in hand with the requirement that From and To time can also be recorded for project hours.

This new request was implemented accordingly.

9 v2019.001

9.1 Project endorsement | If the period is closed, hours can be endorsed via Project endorsement

Task #9275

If the item processing period was locked, the data could still be endorsed via Project endorsement. If a period is locked, these items may no longer be available for endorsement. This trouble has been eliminated.

9.2 Employee selection disappears in the Month view

Task #9179

When a user worked in the Month view, employee was no longer correctly displayed in the selection field. This display bug has been fixed.

9.3 Stamp function in terminal mode

Task #9162

If employees work with a RFID card time stamp in a terminal, it should be possible for them to only stamp there, while the 'Stamp time' button is not available via the desktop or mobile app at the same time. This new request was implemented accordingly.

9.4 Day view – Time stamp and manual entries for From/To time

Task #9136

If the time stamp was activated, no From and To time could be entered manually in the Day view, even though "Edit Time stamp" was set to "Own" in the settings.

Manual time stamping already worked in the Month and Week view.

From now on, stamped hours can also be mutated in the Day view with the editable 'Own' time stamps setting.

9.5 Holidays can be reported in the Day view

Task #8929

Holidays were reported in the Day view by mistake, even though the upper limit is set below the lower limit for report types in the EasyRapport group settings.

From now on, holidays can no longer be selected in the Day view.

9.6 Month / Week project endorsement

Task #9113

For 'Month' project endorsement, the project and the project tasks row are displayed (dimension level 1 + 2).

Up until now, the grid only showed the project tasks row (level 2) in the Week view.

From now on, the entries in the Week view are identical to the Month view (including project and project task)

9.7 The Release button is only displayed with open items

Task #8889

The 'Release for endorsement' box is now only checked when items have been entered.

9.8 v2019.001.01

9.8.1 Drop-down search in the input grid

Task #9299

Manual employee-wise selection no longer worked in the input grid. This bug has already been fixed.

9.9 v2019.001.02

9.9.1 Already endorsed documents view in a Day view

Task #9362

Endorsed documents can now also be viewed in the Day view.

9.10 v2019.001.03

9.10.1 Balance widget on Dashboard, no display

Task #9269

The Balance widget was partly displayed with an error message. This trouble has been eliminated.

9.10.2 Company switch is missing

Task #9368

The bug has been fixed. If an employee is to enter data in several clients, s/he can switch to the client in SwissSalary EasyRapport, provided that the login credentials (user name and password) are identical everywhere.

10 v2018.002

10.1 v2018.002.01

10.1.1 Balance overrun message also appears for hourly recording

Task #9012

Vacation balance check will appear with a pop-up window once max vacation is reached. This window also appears when time in projects, from-to time is entered, etc., so the balance message appears on each row, provided that the holidays entered are negative. This bug has been fixed.

10.2 v2018.002.02

10.2.1 The Image field appears in each row even though none is configured

Task #9034

If documents are not required, the "Open" and "Remove" buttons are no longer displayed. If a document is required, the "Open" and "Remove" buttons are displayed.

10.3 v2018.002.03

10.3.1 Total hours are not counted in Day view stamping

Task #9027

Total time is not calculated in the Day view (desktop). However, it only happens if the 'Stamp time' button is active or stamping is carried out. This bug has been fixed.

10.4 v2018.002.04

10.4.1 Web task: EasyRapport Group row. Table is equipped with the new Balanced field (from time types)

Task #8878

Totaling does not work correctly in SwissSalary EasyRapport if the actual time is distributed over several projects. This has now been corrected by adding a new 'Balanced' field to the EasyRapport database and WebService (JBoss and also in Navision).

10.4.2 Day view – show week

Task #8771

In addition to the selected date, the day of the week is now also displayed in the Day view (desktop and mobile).

10.4.3 Day view – full-text search in the ‘Row’ field

Task #8772

A full-text search is now possible in the Day view row selection.

10.4.4 iPhone – Document can no longer be selected from photo album

Task #8844

Documents still cannot be selected from gallery. Taking photos of documents and direct document import now works again.

10.4.5 ‘Balance overrun’ warning message no longer works

Task #8915

If more holidays than available in the balance are recorded, the ‘Balance overrun’ warning message is displayed again.

10.4.6 Stand-ins displayed separately

Task #8926

Employees with a stand-in function are now identified using a separate symbol in the ‘Input drop-down’ and ‘Team info drop-down’.

10.4.7 Document upload does not work in the Day view on the first attempt

Task #8974

Entry always had to be saved first and then reopened.
This trouble has been eliminated.

10.4.8 Invalid characters in text field

Task #8875

When a data record is reported with text and the " character or released for endorsement, the browser freezes and issues a display error.
This trouble has now been fixed.

10.4.9 ‘Entry status’ dashboard widget | Sort alphabetically by last name

Task #8796

Employees are now listed by name (A-Z).

10.4.10 Dashboard widgets disappear

Task #8497

Error when displaying dashboard widgets after browser refresh.
The trouble has been fixed.

10.4.11 iPad – document cannot be photographed or selected

Task #8843

If a document is required for a report type, it can neither be photographed nor selected on the iPad.
FileReader had to be removed in the classic app and the ext.js fileuploader had to be used.

11 v2018.001

11.1 EasyRappport Mobile: change of day

Task #8063

A swipe function has been added for day change in reports.

11.2 Supervisor attachment view

Task #8280

See Task 8654

11.3 EasyRappport Mobile: stamping

Task #8338

The time can now be stamped directly in the dashboard via Mobile. A corresponding button is activated for this purpose. It can only be seen when the time stamp is activated via the EasyRappport admin dashboard.

11.4 Take down GPS coordinates and hand over to SwissSalary

Task #8339

GPS data from SwissSalary EasyRappport can now be transferred to Navision. For this purpose, a setting was created in the EasyRappport admin dashboard allowing to switch the GPS function on or off.

The end user is informed about GPS signal activation and can decide whether to allow it or not.

11.5 ActiveDirectory (LDAP) login with Windows user name or UPN (4)

Task #8517

So far, ActiveDirectory login only worked if one logged in to the PC with the Windows user name (e.g. swisssalary\hamu). However, the so-called UPN (UserPrincipalName) is used more and more during registration (e.g. Hans.muster@swisssalary.ch). However, if UPN is used for logging in, logging into EasyRappport no longer works.

11.6 Documents view from the endorsement view

Task #8654

Up until now, attachments could only be opened in the endorsement view if the edit mode was also active for the endorser.

From now on, the endorser can always open attachments, regardless of the settings in the EasyRappport admin dashboard. Clicking the appropriate cell will load the attachment in a new tab (as if from the edit mode). Cells with an attachment now have an attachment character.

11.7 Acquire employee info based on settings

Task #8602

Employee info can be listed in the EasyRappport admin dashboard. The desktop version shows this according to the settings (previous year, entitlement, subtotal, etc.). Listing in the Mobile version still had to be adjusted.

11.8 Display of deleted report types

Task #8656

In the 'Add dimension' window report types can be selected for which the desired dimension should also be stored. Previously, report types already deleted in the EasyRappport group settings were also available. This bug has already been fixed.

11.9 Endorsement mask | Employees' first and last names

Task #8676

The selected person in employee endorsement and the CC in CC endorsement are now displayed as a title. The display corresponds to the text in the outline on the left.

11.10 Stamping | Allow manual changes

Task #8682

Currently, only EasyRappport admin can manually change a time stamp. It is now possible to set a USER (admin, manager, employee) via the EasyRappport admin dashboard that can manually change the recorded time.

11.11 Details of cost center reports

Task #8710

The view of the exported Excel file for cost center evaluation has been optimized by creating a grouped view.

11.12 Versioning

Task #8773

Extension of the info display for the latest SwissSalary EasyRappport version is integrated in the info window.

11.13 API | Release error: TimeTo filled with the same time for the whole month

Task #8788

If you click Release for endorsement after the TimeTo stamp, it sets all non-released TimeTo entries to the last value. This bug has already been fixed.

11.14 Empty dimension type

Task #8799

If the 'Show all dimensions (MM)' function is switched off in the admin dashboard, dimension types in the report for selection are no longer labeled (textually displayed). This bug has already been fixed.

11.15 Calculated total during stamping

Task #8809

During time recording in batches, total hours were not recalculated when clocking-out again. This bug has now been fixed.

11.16 Incorrect display of daily total bug

Task #8811

If in the 'Daily report' report type several dates were recorded directly in a cost center, the amount is displayed in the Week and Month view with decimal places. This bug has now been fixed.

11.17 RFID beta2 in beta

Task #8819

Up until now, the RFID functionality (batch time recording) was managed via a beta2 link. The RFID functionality will now run via the live version.

11.18 iPad | Impossible to report From and To time

Task #8842

During data input via an iPad, the input field has not yet been checked for report types (row, daily report). The iPad entry was accordingly provided with the same checks as normal desktop grid entries. Times can also be recorded now via iPad. It is irrelevant whether an entry is made with a period or without it.

11.19 Target time rounding and incorrect percents-by-position calculation

Task #8747

Correction of target time rounding and floating-point values calculation for part-time employees.

11.20 Impossible to record time via tablet

Task #8778

Time recording via tablet does not work. For example, if 08:00 was recorded, the system converted it to 01:00.

This input-via-tablet error was fixed. This worked before during input via desktop or smartphone.

12 Setting up SwS EasyRapport Single Sign-On

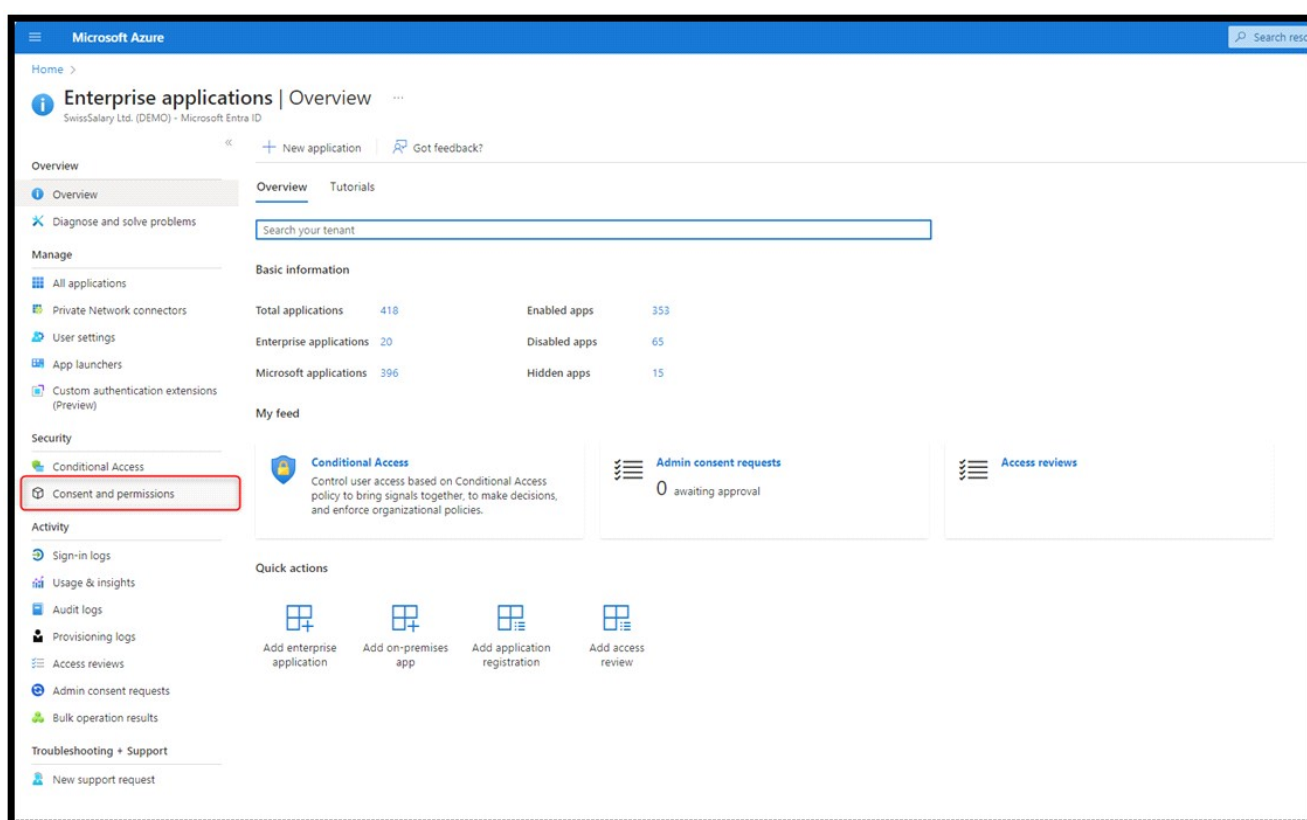
EasyRapport Single Sign-On

Single Sign-On (SSO) allows users to log in once to Microsoft Entra ID to use the same username for linked applications.

Starting from EasyRapport v2024.001.05, SSO can be used with Microsoft Entra ID. To enable SSO for all employees in your company, please follow the setup process below.

Setup in the Azure portal: by a user with appropriate permissions (e.g., global admin)

Go to “Enterprise applications” in portal.azure.com and then to “Consent and permissions”.



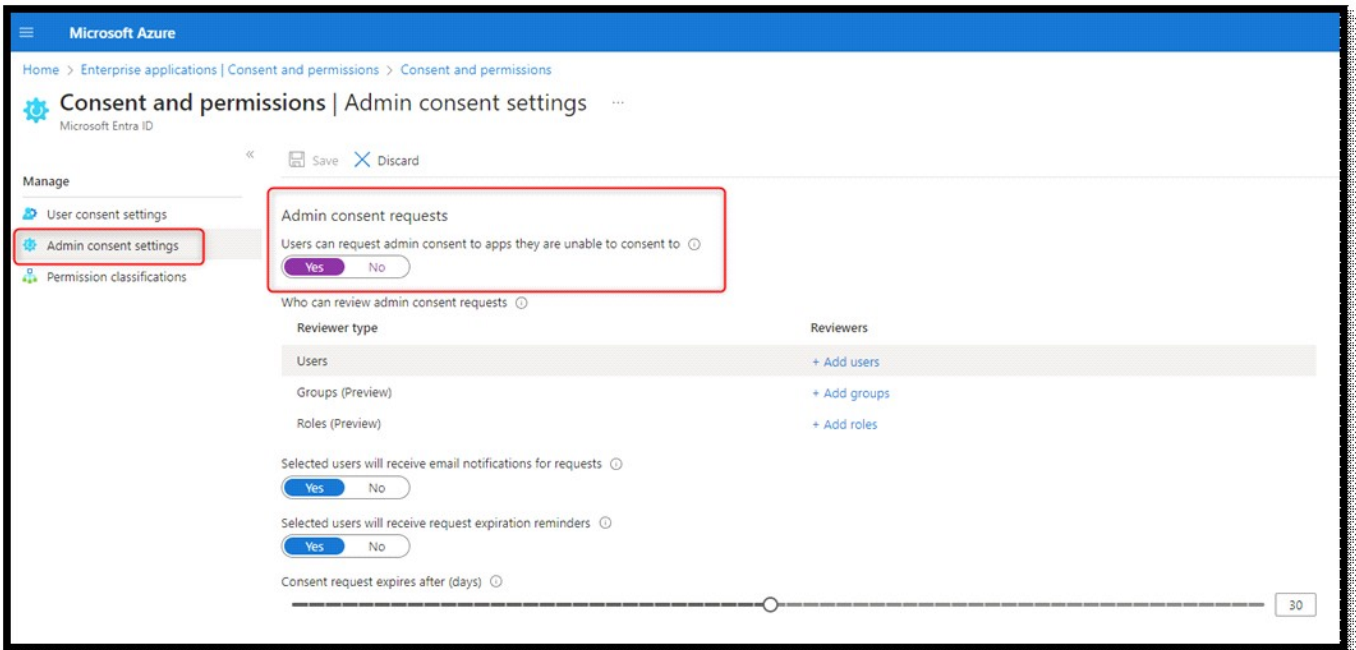
In the “Consent and permissions” tab, we recommend choosing the option “Do not allow user consent. An administrator will be required for all apps.” Then click “Save”. This way it is configured that an administrator must enable the use of SSO for an app.

The screenshot shows the Microsoft Azure portal interface for 'Consent and permissions | User consent settings' under Microsoft Entra ID. The left-hand navigation pane is titled 'Manage' and includes three items: 'User consent settings' (highlighted with a red box), 'Admin consent settings', and 'Permission classifications'. The main content area is titled 'User consent settings' and contains the following text: 'Control when end users and group owners are allowed to grant consent to applications, and when they will be required to request administrator review and approval. Allowing users to grant apps access to data helps them acquire useful applications and be productive, but can represent a risk in some situations if it's not monitored and controlled carefully.' Below this is a section for 'User consent for applications' with the subtext 'Configure whether users are allowed to consent for applications to access your organization's data. Learn more'. Three radio button options are listed: 'Do not allow user consent' (selected, with a red box around it), 'Allow user consent for apps from verified publishers, for selected permissions (Recommended)', and 'Allow user consent for apps'. Below the options is an information icon and a note: 'When user consent for applications is disabled, users may still be able to connect their work or school accounts with LinkedIn. You can manage LinkedIn account connects in User Settings.' At the bottom, there is a warning icon and a note: 'In March 2024, Group owner consent settings will be removed and replaced with Team owner consent settings. Learn more'. A final section is titled 'Group owner consent for apps accessing data (resource-specific consent for Team)' with the subtext 'Configure whether group owners are allowed to consent for applications to access your organization's data for the groups they own. Learn more'. Three radio button options are listed: 'Do not allow group owner consent' (selected), 'Allow group owner consent for selected group owners', and 'Allow group owner consent for all group owners'.

Then navigate to “Admin consent settings” and select “Yes” under “Admin consent requests”.

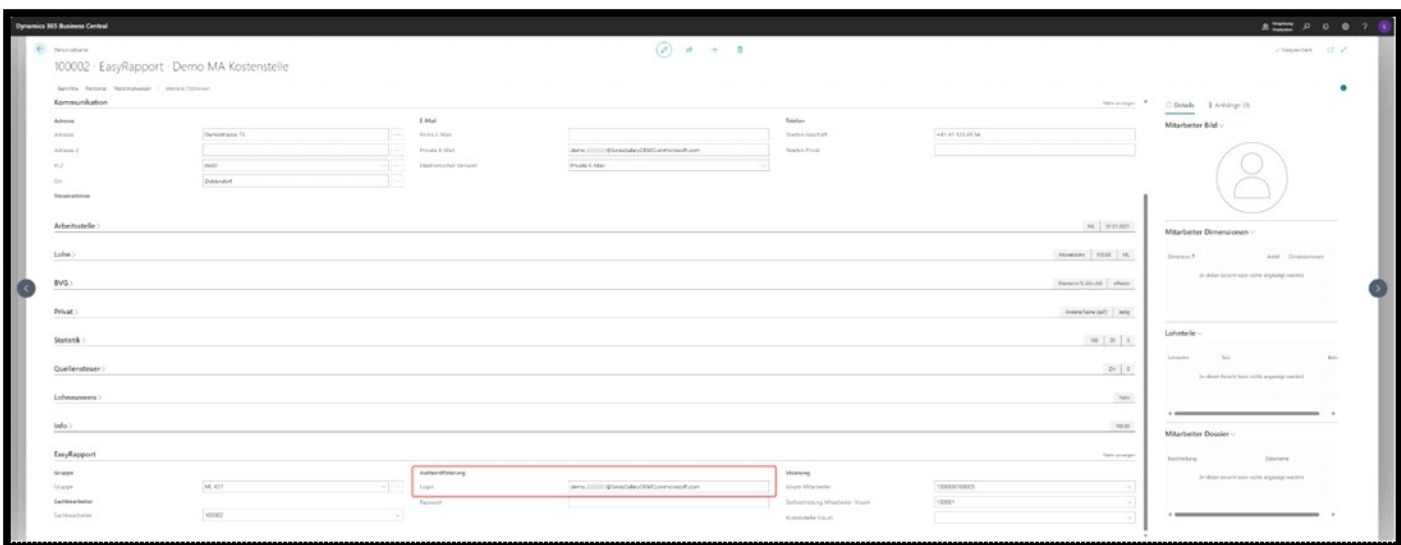
Then click “Add users”.

Find a user who can control admin consents. Once you have added the relevant user, save the changes.



Setup in SwissSalary

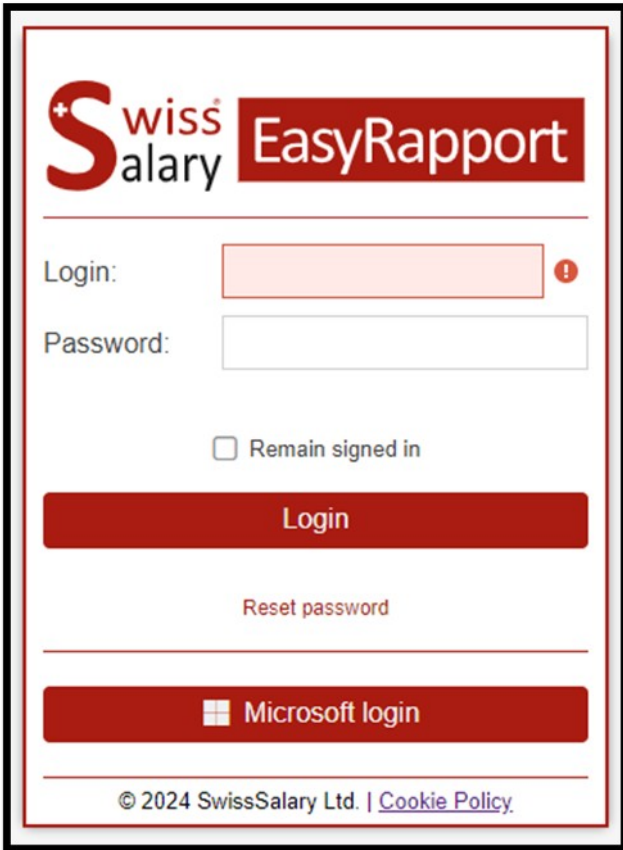
It is necessary to store an email address in the “Login” field in the EasyRapport section of the Employee card, which corresponds to the user’s UPN in the Entra ID.



Then start the EasyRapport Transfer.

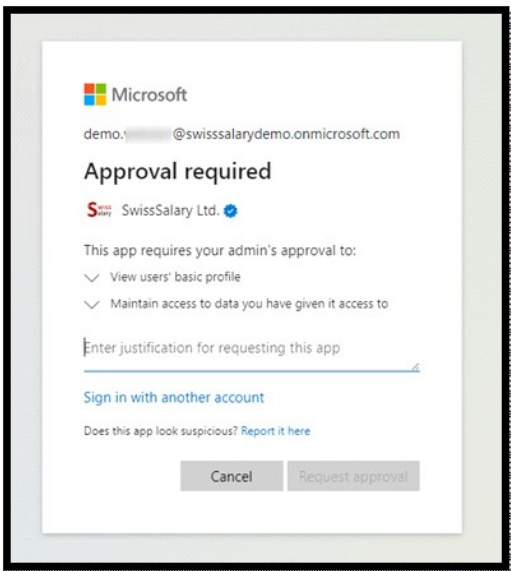
Setup/permission in SwissSalary EasyRapport: corporate application

Click the “Microsoft login” button on the SwissSalary EasyRapport login page.

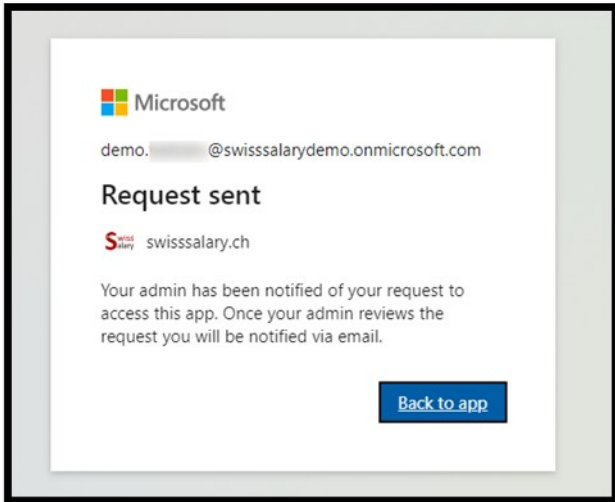


The image shows a login form for SwissSalary EasyRapport. At the top left is the logo with a red 'S' containing a white cross, followed by 'wissalary' in red and 'EasyRapport' in white on a red background. Below the logo are two input fields: 'Login:' with a red border and a red exclamation mark icon, and 'Password:' with a white border. A checkbox labeled 'Remain signed in' is positioned below the password field. There are three buttons: a red 'Login' button, a red 'Reset password' button, and a red 'Microsoft login' button with the Windows logo. At the bottom, there is a footer: '© 2024 SwissSalary Ltd. | [Cookie Policy](#)'.

You will be prompted to request permission. Type a short text and click “Request approval”. This will trigger a request to create the enterprise application.

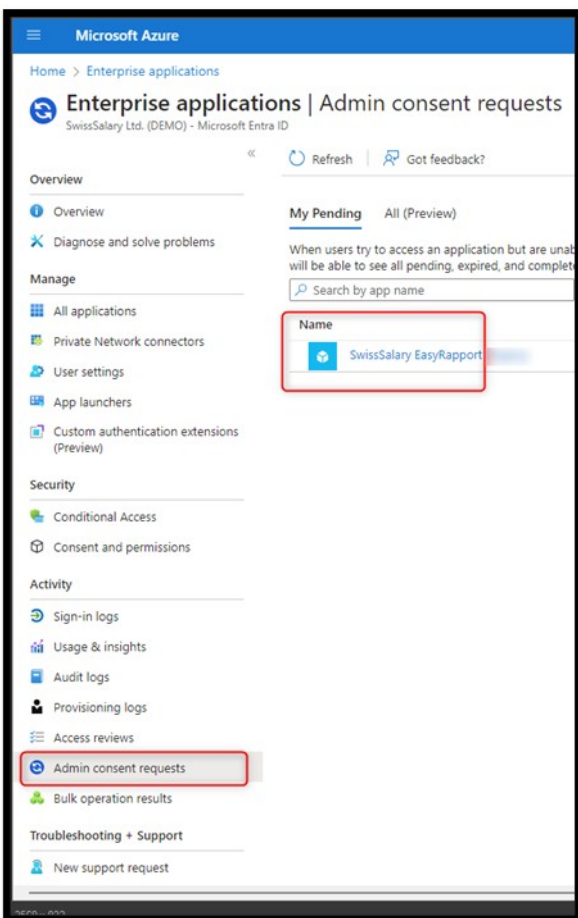


The image shows a Microsoft approval dialog box. At the top left is the Microsoft logo. Below it is the text 'demo.\[redacted]@swissalarydemo.onmicrosoft.com'. The main heading is 'Approval required'. Below that is the SwissSalary Ltd. logo and name. The text reads: 'This app requires your admin's approval to:'. There are two items with checkmarks: 'View users' basic profile' and 'Maintain access to data you have given it access to'. Below this is a text input field with the placeholder 'Enter justification for requesting this app'. There is a link 'Sign in with another account' and a link 'Does this app look suspicious? Report it here'. At the bottom are two buttons: 'Cancel' and 'Request approval'.

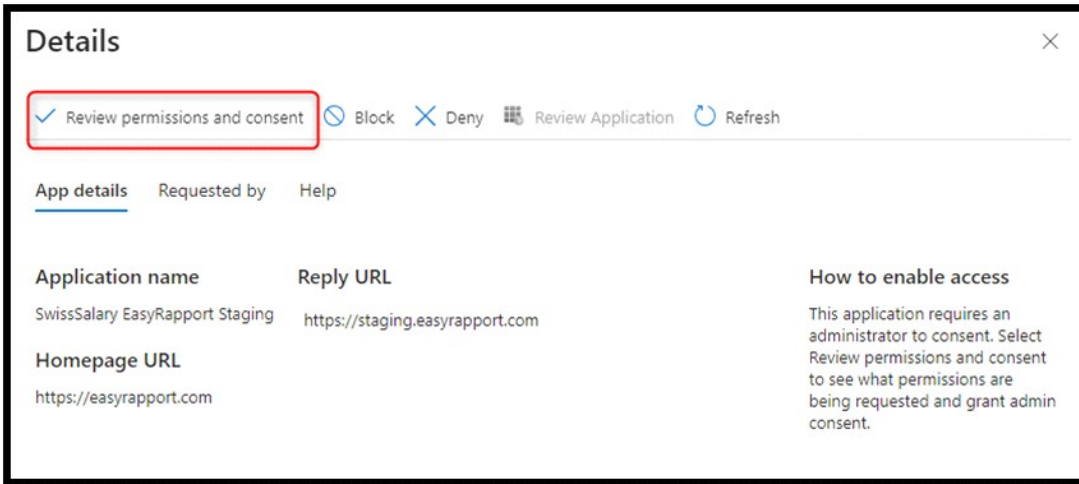


Return to Enterprise applications on portal.azure.com.

Under the “Admin consent requests” menu item, look for the request called “SwissSalary EasyRapport” and select it.



The details view will open with of the selected authorization request.
Click “Review permissions and consent”.



After confirmation, the “SwissSalary EasyRapport” application will appear under “All applications” in the application overview. You can adjust other settings/restrictions for groups/users in the application.

